



SMARTHERO



USER MANUAL SMARTHERO Firmware Update

Version 04-15062020

INDEX

GENERAL INFORMATION	3
INSTALL THE APP	3
COMPATIBILITY.....	3
HOW TO UPDATE YOUR SMAIRTHERO	3
PERMISSIONS	3
TUTORIAL.....	4
CONNECT YOUR SMAIRTHERO	4
START UPDATE.....	5
DISCLAIMER	6

GENERAL INFORMATION

INSTALL THE APP

Search and install the app "SmairtHero Update" on Google Play for Android™ devices and on App Store for Apple devices.



COMPATIBILITY

Android™ 4.4.2 or higher, Apple 10.3 or higher.

The functionality of the app is dependent on the operation of your smartphone. If your smartphone has performance problems, SmairtHero Update cannot be guaranteed to work. In the case of custom ROM, the correct functioning of the SmairtHero Update app is not guaranteed. The app may not be downloadable from stores on smartphones that are not certified by the operating system vendor. If you upgrade your operating system to a higher version, please check in the SUPPORT section of our website or in the change log from the App Store or Play Store that full compatibility is indicated.

HOW TO UPDATE YOUR SMAIRTHERO

ATTENTION: *Before starting the procedure be sure that smartphone's battery and the SMAIRTHERO's battery are above 30%.*

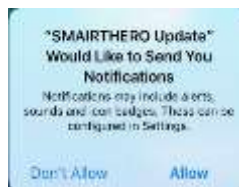
Open the app SmairtHero Update on your Android™ smartphone (Android™ / Apple).

PERMISSIONS

The first time you use the app SmairtHero Update, you will be asked to:

Apple app

Allow to send notifications.



Android™ app


Allow to access your location.



Disable the optimization of energy saving.



2) Tap "Allowed"



3) Tap "All apps"



4) Search for the "SmairtHero Update" in the list (check the user manual of your smartphone)

1) Tap "Settings"

N.B. If access to the placement is not consented, the SMAIRTHERO search cannot be started correctly.

TUTORIAL



Read the tutorial that is shown to the opening of the app: it will explain the steps to follow to upgrade the SMAIRTHERO.

CONNECT YOUR SMAIRTHERO

Once you have finished the tutorial, turn on your SMAIRTHERO without wearing it using the button on it.



Keep close SMAIRTHERO turned on to the smartphone and tap on "Scan".



SMAIRTHERO will be displayed on screen and you can select it.

Tap the item that will appear on the display to complete the connection and begin verifying the firmware update.

START UPDATE

Once verified that it is possible to update the firmware, it will be possible to start the procedure by tapping on "Start update".

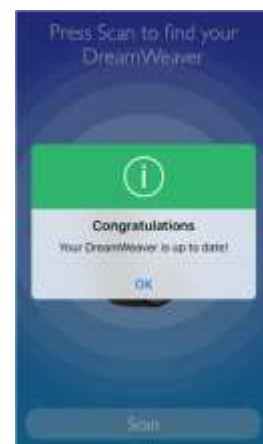


N.B. If you see this message it means that your SMAIRTHERO is already updated, tap "Disconnect" to disconnect and use it with the SmairtHero Service.



ATTENTION: The process will be completed within a few minutes: the duration will depend on the distance between the smartphone and the SMAIRTHERO and the type of Bluetooth available on smartphone. Do not turn off your phone and do not distance your device and smartphone during the update.

Once the operation is completed, you will receive a notification that will confirm the result of the update; your SMAIRTHERO will be turned off (no flashing LED), and you can then wear it and, once turned on, use with the SmairtHero app.



ATTENTION: If the update procedure fails, and the SMAIRTHERO remains with the LED alternately flashing, it is possible to restart the update by repeating the same steps. With the flashing LED alternately the SMAIRTHERO cannot be used with the SmairtHero app.

ATTENTION: An Internet connection is required to operate correctly; we recommend using a Wi-Fi connection.

DISCLAIMER

The content of this manual is for informational purposes only. The hardware and software products described in it can be subject to changes without notice. This is due to the continuous development of the product.

MAIS Srl provides the above warranty exclusively to the product sold and contained in this manual (it does not issue statements or provide guarantees regarding this manual and the products described in it).

MAIS Srl shall not be liable for any damages, losses, costs or expenses, direct, indirect or accessories, caused or accidental, deriving or attributable to the improper use of the product sold and described in this manual (of this manual or the products described inside).

Produced by:

MAIS Srl
Sede Legale: VIA GIUSEPPE MAZZINI 20 CAP 34121 – TRIESTE (TS)

SmairHero and its logo are trademarks registered by MAIS Srl.



Google Play and the Google Play logo are trademarks of Google Inc
Apple and the Apple logo are trademarks of Apple Inc, registered in the U.S. and other countries. App Store is a service mark of Apple Inc, registered in the U.S. and other countries.